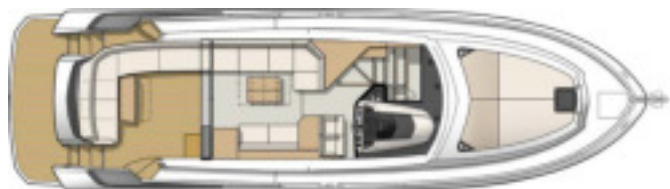


Gran Turismo 50

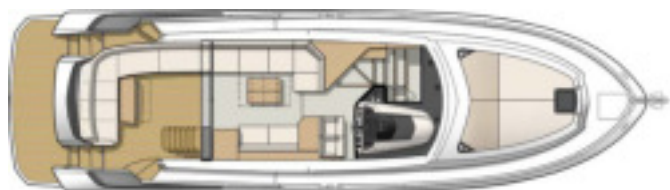

Hardtop & Sport fly

General Equipment list - Europe

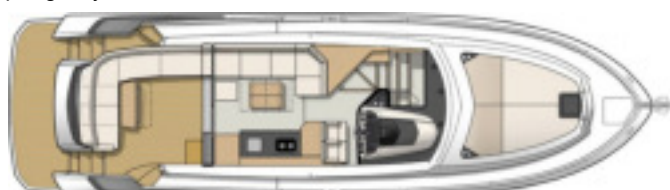
Hardtop version:



Sport fly version:



Upper galley version



GENERAL SPECIFICATIONS

• L.O.A*:	15,78m	51'9"
• Hull length:	14,17m	46'6"
• Overall width:	4,40m	14'5"
• Beam:	4,38m	14'4"
• Light displacement (EC):		
- Hardtop version	12 961kg	28,566 lbs
- Sport fly version	13 210kg	29,115 lbs
• Air draft:		
- Hardtop version	5,34m	17'6"
- Sport fly version	5,09m	16'8"
• Draught (max):	1,16m	3'10"
• Fuel capacity:	2 x 650L	2 x 172 US Gal
• Freshwater capacity:	400L	106 US Gal
• Maximum engine power:	2 x 353Kw - 2 x 480 HP	2 x 480 HP
• Max engine certification:	2 x 353Kw - 2 x 480 HP	2 x 480 HP

* (with aft swimming platform)

ARCHITECTS / DESIGNERS

- Naval Architect: Beneteau Power Boats
- Design: Nuvolari & Lenard
- Interior accommodation: Andreani Design

EC CERTIFICATION

- Category B - 12 people
- Category C - 12 people

AIR STEP SYSTEM®

- R.L. Jeantet
- P. Tableau
- M. Tronquez

3-cabin layout:



2-cabin layout:



Upper galley version



STANDARD EQUIPMENT

CONSTRUCTION

HULL

- Air Step system®
- White hull
- Composition:
 - Sandwich (Polyester resin - Glass fiber - Balsa core)
 - Hull counter moulding laminated in monolithic (Polyester resin - Glass fiber)
 - Moulding by infusion
- 9 opening portholes (fitted with curtains)

DECK

- Composition:
 - Sandwich (Polyester resin - Glass fiber - Balsa core)
 - Deck counter moulding laminated in monolithic (Polyester resin - Glass fiber)
 - Moulding by infusion

DECK EQUIPMENT

- Courtesy light in cockpit
- Navigation lights

MOORING LINES - MOORING

- Bow fitting with anchor securing system
- 2 000 W Electric windlass (with remote control)
- 2 Forward cleats, 2 central and 4 aft in stainless steel

SAFETY ON DECK

- Half open pulpit in stainless steel with guardrail and hand rail
- 2 Stainless steel handrails on access to side decks steps
- 1 Taupe faux leather hand rail, behind the cockpit bench seat

COCKPIT

- Access through a gate
- 8-seater outside benchseat (convertible into sunbed with optional table)
- Space for life raft for 12 people
- Storage locker for mooring lines and fenders
- Cockpit shower hose with hot water mixer tap / cold water
- Swim platform
- Access cover to the engine room
- Access to the port side deck from the swim platform and the cockpit
- Stainless steel bathing ladder
- Garage for semi-rigid tender and engine about 2,90 m / 9'5"
- Electrically-opened, using 2 electric struts
- Access to engine room by the garage
- Aft galley (Option)

SPORT FLY (only on Sport fly versions)

- Ladder to access in the cockpit
- U-shaped saloon for 6 persons
- Teak table
- Two seater copilot bench, convertible into sun pad
- Pilot seat
- Instrument panel
- Engine function indicators on 4" digital display (Volvo)
- Space for electronics (12")

INTERIOR

- Brown oak laminated floors
- Woodwork Alpi matt walnut (standard)
- Woodwork brushed Alpi oak (Option)
- Teak floor in saloon (Option)
- Carpet (Option)
- Choice of assorted interior and exterior upholstery:
 - Marlin Brilliant White PVC (standard)
 - Twin colored Marlin Brilliant White & Valencia Sisal PVC
 - Sumbrella Chartres Silver

WHEELHOUSE

Headroom: 2,10m / 6'11"

- 4-panel sliding window door with curtains (mirror tinted)
- Lights (spotlights and indirect lights)

STEERING STATION

- Transparent windscreen, black-lacquered uprights
- 2 Windscreen wipers with washers
- Demisting system
- Pilot and copilot bench with Bolster function, Black and Taupe PVC upholstery
- White dashboard, Gloss black dashboard & Black faux leather padding
- Compass
- Engine function indicators on 4" VOLVO digital display
- USB socket (12V)
- Valet tray
- Space for electronics (16")
- 1 Taupe faux leather hand rail
- 2 Cup holders
- Opening porthole (Starboard)
- Hard-top in glass fiber with built-in electric sunroof (only on Hardtop versions)

SALOON

Wheelhouse saloon:

- 2 Large electric side glazed windows (Option)
- Bench seat 6 persons and wooden table matching the woodwork, Electric table pedestal
- 2 places facing sofa
- Stool
- Space for 32" screen television, Bose speakers (Options)
- 2 220V Sockets

LOWER SALOON (2-cabin layout)

Headroom: 1,98m / 6'6"

- Bench seat - 4 people
- Storage cupboards
- Opening hull porthole in saloon
- 220V socket

OR: 3RD CABIN (3-cabin layout)

- 2 Single berths
- Marine mattress
- Hanging locker + Storage cupboards
- 220V socket

GALLEY (Lower galley version)

Headroom: 1,98m / 6'5"

- Stainless steel sink with mixer tap
- Ceramic hob, 2 burners
- Work top in light grey Corian
- Grill oven microwave
- 190 l Fridge Freezer
- Cutlery storage
- Bin
- Opening hull porthole
- Storage cupboards, Magic corner
- Alpaga grey lacquered furniture trim level
- 2 220V Sockets

GALLEY (Upper galley version)

Headroom: 2,10m / 6'11"

- Galley unit:
 - Stainless steel sink with mixer tap
 - Ceramic hob, 2 burners
 - Corian countertop
 - Storage
 - Bin
 - Drawer refrigerator (75L)
- Low stowage space:
 - Corian countertop
 - Grill oven microwave
 - 190 l Fridge Freezer
 - Cutlery storage
 - Opening hull porthole
 - Storage cupboards, Magic corner
 - Alpaga grey lacquered furniture trim level
 - 2 220V Sockets

OWNER'S CABIN (AFT)

Headroom: 1,89m / 6'2"

- Double berth (1,62m x 1,94m / 5'4" x 6'4")
- Bed mounted on cylinder lifts with 3 stowage compartments
- Marine mattress with slatted base
- Padded headboard
- 2 Bedside tables, Hanger closets, 6 Storage lockers
- Spotlight and reading lighting, & Indirect lighting
- 2 220V Sockets
- 2 Panoramic opening porthole-fitted windows with blinds
- Space for LED 32" screen television (+ TV in option)
- Mirror

OWNER'S HEAD COMPARTMENT

Headroom: 1,95m / 6'5"

- Tecma electric toilet
- Shower separated by translucent door
- Basin with mixer tap
- Mirror and storage space
- Automatic shower water drainage
- 220V socket
- Opening hull porthole

VIP CABIN (FORWARD)

Headroom: 1,96m / 6'5"

- 1 Double berth (1,42 x 1,90m / 4'8" x 6'3")
- Marine mattress with slatted base
- 2 Panoramic opening porthole-fitted windows with blinds
- Hanging locker, shelves
- 220V socket
- Spotlight and reading lighting, & Indirect lighting
- Mirror

VIP HEAD COMPARTMENT

Headroom: 1,97m / 6'5"

- Tecma electric toilet
- Shower separated by translucent door
- Basin with mixer tap
- Mirror and storage space
- Automatic shower water drainage
- 220V socket
- Opening hull porthole

ENGINE

Propulsion IPS:

- Standard: Volvo 2 x IPS 600 - 2 x 435 HP Diesel (2 x 324Kw) EVC-E + Joystick
- Option: Volvo 2 x IPS 650 - 2 x 480 HP Diesel (2 x 353Kw) EVC-E + Joystick
- Fuel filter with decanter
- Seawater filter
- Air intakes on the deck for engine compartment cooling
- Hot air extraction forced by electric ventilators
- Engine room foam soundproofed
- Fire extinguishing system activated from the steering station
- Stainless steel fuel filler
- 2 x 650 L / 172 US Gal Aluminium fuel tanks
- Lenco trim tabs

Steering system:

- Hydraulic steering
- 2 Drives with counter rotative propellers

Softs Volvo:

- Trip computer
- Cruise control
- Single lever
- Low speed

ELECTRICITY

- 24/220V electrical panel with Scheiber screen for controlling electrical appliances
- Radio-controlled wireless switches (without battery)
- 2 230 V - 50 Hz 63A shore supply with 15 m cable
- 8 Batteries 12V (4 Engine batteries 50 Ah + 4 Service batteries 140 Ah)
- 2 Electric bilge pumps
- 2 Extinguishers
- Converter 12/24 V
- Battery charger 24V 60 Ah
- Interior sockets 220 V
- Spotlight and reading lighting

PLUMBING

- 1 400 L / 106 US Gal Rotational moulded water tank
- Stainless steel water filler
- Water pump for pressurising hot/cold water system
- 60 L / 16 US Gal water heater working off engine exchanger and 220 V

TRIM LEVEL & PACKS

TRIM LEVEL

	ESSENTIAL	COMFORT
<ul style="list-style-type: none"> • Ship Control • Air conditioning pre-arrangement • Garmin 16" multi-function GPS screen and Depth sounder • For Sport fly version: Garmin 12" screen on flying bridge • Atoll audio system, Bose 2.1 speakers in the saloon and Fusion speakers in the cockpit (+ For Sport fly version: Speakers on flying bridge) • Teak slatted cockpit • Teak slatted swim platform 	<ul style="list-style-type: none"> ▪ ▪ ▪ ▪ ▪ ▪ ▪ 	<ul style="list-style-type: none"> ▪ ▪ ▪ ▪ ▪ ▪ ▪
<ul style="list-style-type: none"> • Storage cupboard, in the cockpit • Tender launching system (winch and rollers) • Teak cockpit table, convertible into sunpad (including electric pedestal, cushion and table cover) • Forward sun mattress with adjustable backrest • Luxe leather steering wheel • Yacht Case - Tableware 		<ul style="list-style-type: none"> ▪ ▪ ▪ ▪ ▪ ▪ ▪

PACKS

ELECTRONIC PACK

- Fitted Auto pilot
- Garmin Broadband 4G Radar
- Wifi connection module for ipad
- Rear camera
- VHF + AIS Garmin
- For Sport fly version: Dual-station VHF

SPORT CHIC PACK

- Luminous ceiling, in master cabin
- Faux leather furniture tops
- 2 Mattress, in master cabin

OPTIONS

INTERIOR LAYOUT / ONBOARD COMFORT

- Mediterranean Air conditioning 57 000 BTU - 220V
- Tropical Air conditioning 63 000 BTU - 220V
- Drawer refrigerator (75L), in the saloon
- Freezer
- Dishwasher
- Washer dryer - 220V / 50Hz
- Central vacuum system
- Forced air heating fuel (in wheelhouse, Cabins, Lower saloon)
- Pre-equipped for 32" TV with audio system and Bose 2.1 speakers, in master cabin
- Pre-equipped TV connected to audio system and Bose 2.1 speakers, in saloon
- Pre-equipped TV with audio system and Fusion speakers, in the VIP cabin
- Marlin Brilliant White & Valencia Sisal two-colour PVC saloon upholstery
- Sumbrella Chartres Silver Saloon upholstery
- Taupe carpet
- Ivory carpet
- Carpet Berber Dune
- Teak floor, in saloon (does not include the steering station)
- Mosquito screens
- Side electric wheelhouse windows
- Venitian blinds, in saloon

ELECTRICAL SYSTEM

- 220 V, 2 kVA inverter
- 11 kVA Generator / 50Hz ONAN (220V)
- Underwater light

EXTERIOR OPTIONS

- Complete mooring kit
- Aft galley (On bathing platform)
- Drawer fridge on Sport fly (only on Sport fly versions)
- Ice maker, in the cockpit
- Marlin Brilliant White & Valencia Sisal two-colour PVC exterior upholstery
- Sumbrella Chartres Silver outside upholstery
- Protective covers, outside upholsteries
- Exterior Sunworker black windscreen curtains
- Retractable black electric blind, in the cockpit (only on Hardtop versions)
- Hydraulic swim platform (max load 350Kg)
- Integrated hydraulic gangway
- Tender supports built into the swim platform
- Williams Minijet 280 Tender
- Graphite Fly bimini (only on Sport fly versions)
- Aft cockpit closing Graphite (only on Sport fly versions)
- Grey blue and white hull
- Hull covering

WATER SYSTEM

- Fresh water deck washing pump

ENGINE

- Bow thruster
- Additional Joystick in the cockpit
- ZIPWAKE automatic trim system